

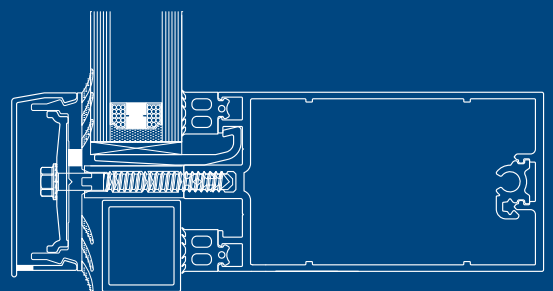
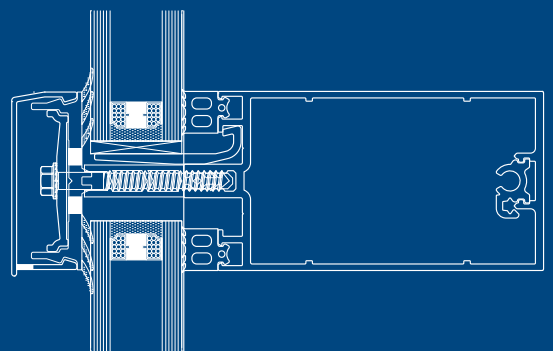
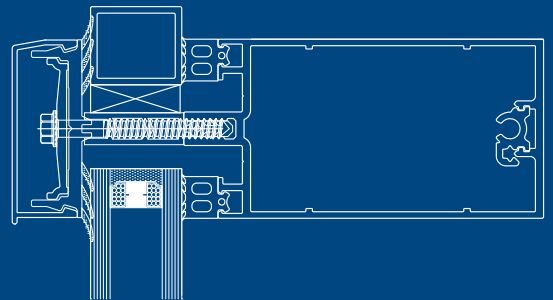
smart
architectural aluminium

MC Curtain Wall Series

Smart's versatile MC curtain wall systems offer an extensive range of solutions for the architectural building envelope. The range features options for low and high rise buildings, sloped, faceted or structural glazed facades. All ranges can incorporate Smart's window and door systems..

- Ground floor or multi-storey
- Options for sloped or faceted facades
- Structural glazing
- Incorporates extensive range of windows and doors
- CWCT certified

The images illustrate different types of suitable applications for the MC Curtain Wall Series and are not binding in detail or specification



BES 668681



FM21582



EMS554307



OHS571955



ENMS634370



MC 600

MC 600 is a new curtain wall system capable of providing impressive, practical & economic glazed facades as a solution for both small and large scale multi-storey commercial buildings and ground floor treatment. The system has been designed with efficient fabrication in mind.

MC 600 benefits from an inter-changeable transom/mullion profile that allows fabricators to utilise the same section for both purposes, whilst achieving consistent sight lines. Depending on requirements MC600 can either be assembled on-site as a stick built system, or alternatively part assembled in the factory. MC600 can incorporate Smart window and door inserts.



System Features

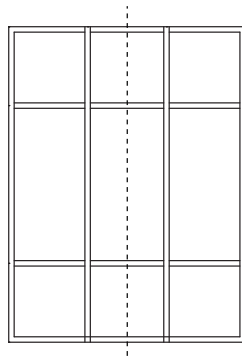

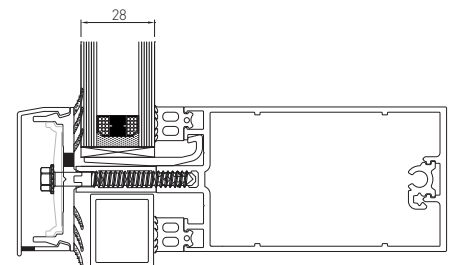
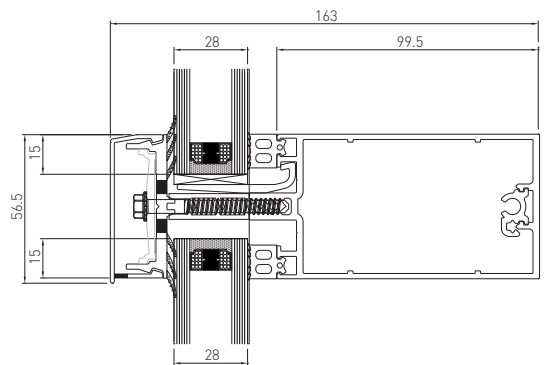
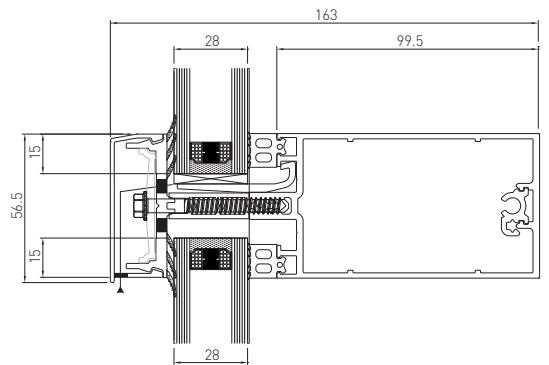
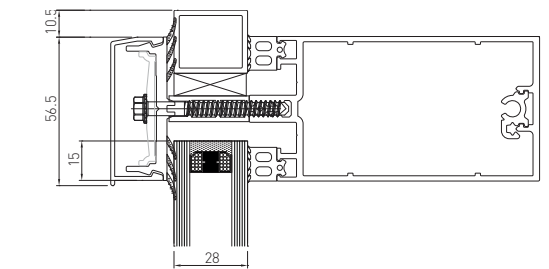
Frame Width	55mm
Dual Colour	Yes
Glass	24mm to 42mm

Technical Specification

U Value	From 1.1W/m ² K with 1.0 glass unit or 0.85W/m ² K with 0.7 glass unit
Doc L Compliant	Yes
Air	600Pa
Water	600Pa
Wind	2400Pa
CWCT Certified	Yes

Insert Configuration

Top Hung	Yes
Side Hung	Yes
Bottom Hung	Yes
Fixed	Yes
Tilt & Turn	Yes
Parallel Opening	Yes
Reversible	Yes
Single Door	Yes
Double Door	Yes
Sliding Door	Yes
Sliding Folding Door	Yes



MC Wall

MC Wall is a system that designed to create a dramatic but practical façades that allow maximum light into small or large multi-storey buildings. The range offers a wide range of options including sloped and facet-shaped glazing, screens and doors.

Rapid on-site installation and concealed transoms, for seamless/uninterrupted glass to glass joints, are among the many special features of this versatile polyamide thermal break system it shares with MC600. The system incorporates a top hung frameless vent and can also accommodate Smart's windows and door systems.



System Features

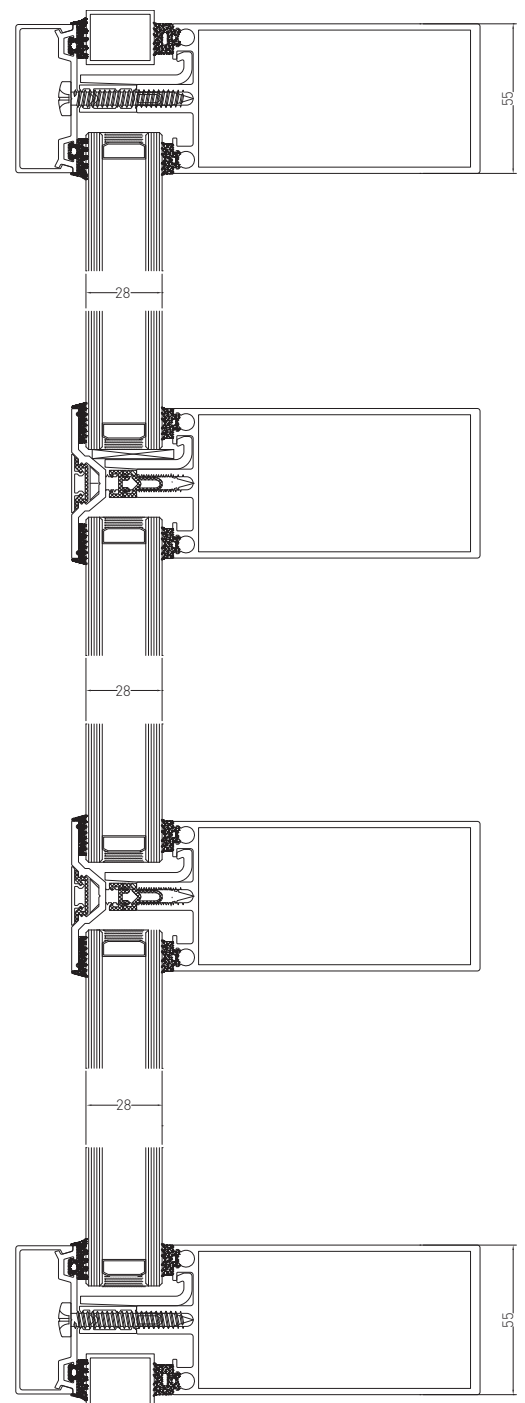
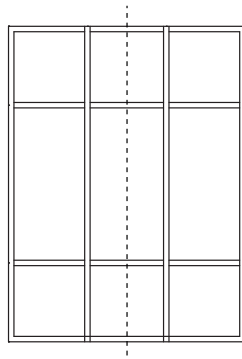
Frame Width	55mm
Dual Colour	Yes
Glass	24mm to 34mm (for units over 34mm please contact technical team)

Technical Specification

U Value	From 1.1W/m ² K with 1.0 glass unit or 0.85W/m ² K with 0.7 glass unit
Doc L Compliant	Yes
Air	600Pa
Water	600Pa
Wind	2400Pa
CWCT Certified	Yes

Insert Configuration

Top Hung	Yes
Side Hung	Yes
Bottom Hung	Yes
Fixed	Yes
Tilt & Turn	Yes
Parallel Opening	Yes
Reversible	Yes
Single Door	Yes
Double Door	Yes
Sliding Door	Yes
Sliding Folding Door	Yes



MC Glass

MC Glass is an innovative structural glazing solution that offers a completely flush glass façade with the requirement for external glass capping. Suitable for low or high rise structures, MC Glass can be fitted with frameless vents that are not visible from the inside or outside of the building.



System Features

Frame Width	55mm (internal)
Dual Colour	Only single colour internally
Glass	28mm (for units over 34mm please contact technical team)

Technical Specification

U Value	From 1.1W/m ² K with 1.0 glass unit or 0.85W/m ² K with 0.7 glass unit
Doc L Compliant	Yes
Air	Class AE 1300Pa
Water	Class AE 1800Pa
Wind	2000Pa

Insert Configuration

Top Hung	Yes
Side Hung	Yes
Bottom Hung	Yes
Fixed	Yes
Tilt & Turn	Yes
Parallel Opening	Yes
Reversible	Yes
Single Door	Yes
Double Door	Yes
Sliding Door	Yes
Sliding Folding Door	Yes

